

in this issue >>> April 2024

Join Us	Local Events
Added News	Yummy Recipes
A Note From Pastor	History Of ....
Session Updates	Funnies/Fun Facts
Birthday's	Blessings
Online Giving	Coloring/Puzzles
Scouts	Church Calendar



Monthly newsletter of Kanapaha Presbyterian



# Kanapaha Times



## Join Us...

- Sunday Morning Worship  
@ 10 am in Sanctuary

## Added News...

- April 1<sup>st</sup> -



- April 6<sup>th</sup> -



@ 9 am-  
Noon

- April 22<sup>nd</sup> -



## Note from Pastor....

**Lord, I think I'm losing it.**

You have kept me together through times of trial and raised me up from crippling injuries.

When doctors said I could go no further - you were my healer.

When parents could no longer help - you revealed how great a parent you had always been to me.

When I thought no one loved me - you overwhelmed me with your love.

When I thought I could no longer hear your voice - you sent a child with a word of encouragement

When I could not see the work of your hand - you painted the sunset with oranges and blues so spectacular that your presence could not be denied.

When I think trouble is about to take my last breath - you fill me with the Spirit and breathe your own breath into the deepest depths of my soul.

When I cried out in pain - you held my hand and taught me to pray

This trial shall be as all the others.

The storms of confusion, the uncertainty of the next step in the journey are not hidden to you.

My concerns for family and church members, for my future and theirs is truly in your hands.

I shall not interfere but hold steadfast to faith in your providence and plan for all.

You have proven your love to me innumerable times.

I have the assurance that your love is more powerful than any fear known or unknown.

No threat takes form for you are near.  
 No enemy can overtake me for you are my  
 Salvation - a warrior that cannot be conquered.  
 You are a strategist that knows every move of  
 the enemy and how to dismantle the enemies'  
 plans.  
 You are the Lord who brings vindication to one  
 accused wrongfully. Let me no longer hear the  
 threatenings and words of discouragement from  
 their lips. Lift me to the heights of your glory  
 and let me fly with the eagles.

Amen



Pastor Michael

**Buildings & Grounds >>>**

**CHURCH WORK DAY:**

Mark your calendars for the  
 next Church Work Day,  
 Saturday, April 6<sup>th</sup>, 9 AM to 12  
 PM. Don't forget to bring work  
 gloves, water and bug spray.



**CHURCH  
 WORKDAY**

Help us keep our historic  
 church beautiful!

**Worship and Nurture >>>**

Thanks to all who helped with any aspect of  
 the Lent, Holy Week, and Easter activities.

**HELP NEEDED-**We need liturgists in May  
 and June. It is not necessary to commit to a  
 whole month, even one or two Sundays is  
 helpful.

Let Janet know-[prippsomi@gmail.com](mailto:prippsomi@gmail.com).



**Missions Committee >>>**



The mission committee wants to continue to help  
 the teachers and students at Wiles Elementary  
 School. Towards the end of the school year,  
 supplies tend to be in short supply, we asked the  
 school counselor, Theresa Kranzler what they are  
 in most need of now.

If you can donate any of these items, there will be  
 green buckets in the back of the sanctuary and in  
 Memorial Hall for two weeks starting Sunday,  
 April 7<sup>th</sup>.



- binder paper (wide and narrow ruled)
- spiral notebooks (single subject)
- pre-sharpened pencils
- pens (black, blue and red)
- reusable water bottles (plastic and insulated water bottles)
- lunch boxes



**ASH WEDNESDAY SUPPER**

2/14/2024



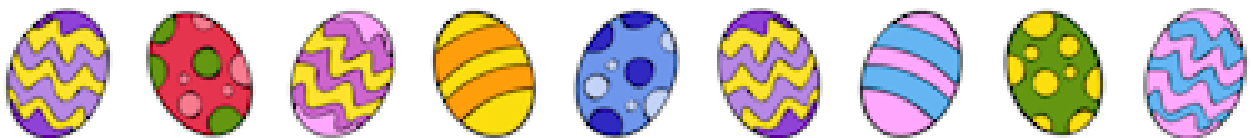





# SCOUTS



Pack 371 enjoyed a very fun camping trip at the Florida Caverns. We got a tour of the caverns, played a lot of soccer, went on a hike and enjoyed s'mores over the campfire. Next month we look forward to an outdoor day at Camp Shands.





# HAPPY BIRTHDAY!

- *Jim Walters* April 4<sup>th</sup>
- *Daniel Spangler* April 22<sup>nd</sup>
- *Sherry Wing* April 28<sup>th</sup>
- *Alena Vargas* April 30<sup>th</sup>



AFTER





## **ONLINE GIVING TO KANAPAHA PRESBYTERIAN CHURCH**

Online giving is a safe and secure way to make your donations to KPC.

It is one way you can give your Sunday offering when you are not able to attend worship services. You can also set up recurring gifts. There are several ways you can give to KPC online and help support our church!

### **Donating through the Church Website**

You can donate directly to the church from the home page of the church website. At the bottom of our home page [www.kanapaha.net](http://www.kanapaha.net) is a yellow donate button. Upon clicking the button you will be able to enter the amount to be donated. You will then be given the option to donate using a credit or debit card, or using your PayPal account. You will also be offered the option to provide contact information or set up recurring donations.

### **eBay for Charity**

KPC is a registered charity with eBay for Charity. eBay customers can support the church by adding a donation when they buy an item, or donating a percentage when they sell an item. When selling an item simply pick KPC as the charity and the donation percentage (10-100%). eBay waives the same percent in fees. When the item sells, the donation is automatically sent and you get a donation receipt. In addition, you can also donate at checkout any time you shop. More information on eBay for Charity can be found on their website.

### **PayPal Giving Fund**

KPC is enrolled as a charity with the PayPal Giving Fund. The PayPal Giving Fund is a non-profit that connects donors, businesses & charities in order to help charities raise new funds. Because the PayPal Giving Fund is a nonprofit itself, 100% of the donation amount is tax deductible to the extent allowed by law. You can go to the PayPal Giving Fund web site and choose to donate to KPC from the list of Charities. Supporters can also donate on other online platforms connected with the PayPal Giving Fund.

Thank you for being a  
cheerful giver to KPC!



# Local Events



**FREE - \$10**

## Party for the Planet

**April 6  
9 a.m. to 3 p.m.**



Funded in part by  
**Visit GAINESVILLE**  
Alachua County, FL

In honor of Earth Day, the Santa Fe College Teaching Zoo hosts Party for the Planet: Spring into Action! The celebration takes place **April 6, 2024 from 9 a.m. – 3 p.m.** at the Santa Fe College Teaching Zoo.

This event is perfect for the whole family. You and your kids are welcome to explore the zoo and participate in fun activities such as games, crafts, training demonstrations, keeper talks, animal encounters, and more! Learn how you can spring into action to save species. Food truck details, presentation schedule, and more can be found online.

Don't miss out on the wildest party of the year! This event is funded in part by Visit Gainesville, Alachua County.

Regular admission applies. See website for details: [www.sfcollge.edu/zoo/visit](http://www.sfcollge.edu/zoo/visit)



### Florida Museum, UF geological sciences department host 'Can You Dig It?'

Dig into geology and discover the Earth at your feet during this free, fun-for-all-ages geology event! Presented in partnership with the University of Florida department of geological sciences, enjoy hands-on activities on **Saturday, April 6 from 10 a.m. to 3 p.m.** Watch demonstrations of volcanic eruptions, experience an augmented reality sandbox and more. While the event activities are free, there is an admission charge for the "Antarctic Dinosaurs" and "Butterfly Rainforest" exhibits. For more information, visit [www.floridamuseum.ufl.edu/event/can-you-dig-it](http://www.floridamuseum.ufl.edu/event/can-you-dig-it).



Florida Museum of Natural History  
3215 Hull Road  
Gainesville, FL 32611



The University of Florida Concert Choir and Symphony Orchestra, Gainesville Master Chorale and featured soloists present Dvorak's Requiem. This tribute honors the 80th anniversary of D-Day and the brave men who lost their lives in service to their country. Veterans receive a discounted ticket pricing.

A pre-concert talk about the piece featuring Conductor Dr. Will Kesling will begin at 6:15 pm.

University of Florida  
Concert Choir & Symphony Orchestra  
Gainesville Master Chorale


— Antonín Dvořák's —

# REQUIEM


— A Choral Tribute To D-Day —

April 13, 2024 | 7:30 PM | Philips Center

Will Kesling, Conductor



Tickets




Lynette Pfund | Christopher Pfund | Zerrin Ağabigüm Martin | Tony Offerle





# Local Events



## VIVA EUROPE

Center for European Studies at UF



**FREE CULTURAL FESTIVAL  
KIDS' ACTIVITIES - PERFORMANCES - FOOD**

OPEN TO THE PUBLIC  
111 E UNIVERSITY AVE  
GAINESVILLE, FL

**BO DIDDLEY  
PLAZA**

UF CENTER FOR  
EUROPEAN STUDIES  
CES.UFL.EDU

Viva Europe is a one-day festival that will promote awareness of the diversity of European cultures. Experience Europe right in your town with fun kids' activities, a puppet show, Irish dancing, musical tributes, and language lessons all for free. Be sure to stop by the food trucks: Stubbies and Arctic Ice!

Swing by Bo Diddley Plaza on Saturday, **April 6, 2024 from 1-4pm** to enjoy this annual cultural festival.

Bo Diddley Plaza  
111 E University Ave  
Gainesville, FL 32601



April 13<sup>th</sup>

**FREE!**

**April 13<sup>th</sup> @  
2pm – 3pm**



## YOGA IN THE PARK

*With*

**EMMA SUGARMAN**

The Matheson History Museum is excited to partner with #UNLITTER for a yoga class on the front lawn of the historic Matheson House. All levels and abilities are welcome. Please bring your own yoga mat or towel to use. 528 SE 1st Ave. Gainesville, FL 32601

Celebrate Earth Day early with the Great American Cleanup, the largest nationwide litter removal event. Join at **Albert "Ray" Massey (Westside) Park, 1001 NW 34th St., Gainesville, FL 32605**. The cleanup is from **9 a.m. until noon** and a volunteer appreciation party will follow.

Cleanup sites are located throughout the greater Gainesville area, not at the park. Projects include removing invasive plant species, planting native and pollinator plants, painting over graffiti, and picking up litter from our streets, parks, creeks and other public areas. All supplies will be provided by KACB at Massey Park.





# Local Events



**THE GAINESVILLE BIG BAND**  
 MARCO THOMAS, DIRECTOR  
 PRESENTS  
**JAZZ 101: MEET THE BIG BAND**  
 FEATURING SPECIAL GUESTS:  
 IN FULL SWING



**SUNDAY**  
 APRIL 14, 2024  
 2PM

Meizon Church  
 3411 NW 83RD ST.  
 GAINESVILLE, FL 32606

Tickets  
**\$15 Adult**  
**\$12 Student**

Visit [www.gainesvillebigband.com](http://www.gainesvillebigband.com)  
 to purchase tickets

Thank You to Our Sponsors:






Find us:    

The Gainesville Big Band, under the direction of talented Marco Thomas, is excited to announce their upcoming Jazz 101 Concert on Sunday, April 14, 2024 at 2pm. The event will be held at Meizon Church, which is located at 3411 NW 83rd St. in Gainesville, FL. With a passion for music and a desire to inspire young minds, the Gainesville Big Band has put together an amazing program that is sure to delight children and adults that are new to jazz. Opening up the concert will be “In Full Swing,” a group of high school musicians in Alachua County that are excited about jazz.

Then, the Gainesville Big Band will take the stage and will introduce the audience to the different instruments that make up the big band, as well as, feature a variety of musical genres, including swing, pop, and blues, all performed by the talented members of the band. This is a wonderful opportunity for people of all ages to spend an afternoon together learning about great music in a fun and relaxed atmosphere.



**Sun Country Dance Theatre (SCDT)** is proud to present its 16th annual Spring Youth Concert, featuring the return of our original story ballet, “**Little Red Riding Hood,**” to be presented at the Phillips Center for the Performing Arts on Saturday, **April 20, 2024, @ 2:30pm. FREE - \$18**

**April 14<sup>th</sup> @ 6:30-9:30 pm Cost: \$20**

Welcome back to Gainesville after one of the best shows we ever had back in 2016: Alligator Records recording artists the Cash Box Kings are keeping REAL DEAL, old-school Chicago Blues alive and thriving.

The band is dedicated to carrying on the spirit of the 1940s and 1950s post-war Chicago Blues sound as well as the Delta Blues music of the ‘20s and ‘30s. But these illustrious torch bearers also add a bravado, energy and freshness to the mix that results in a distinctive musical experience and a high-energy stage show. Fronted by vocalist Oscar Wilson and vocalist/harmonica player Joe Nosek, they focus on the raw, stripped-down, ensemble playing that was the hallmark of the post-war sound.

As an additional treat, they will have with them Tokyo pianist Lee Kanehira, who won the inaugural 2018 International Chicago Blues piano competition, one of the best traditional Blues and jump piano players in the world right now. She’ll blow you away.





## Yummy Recipes >>>



### Cherry Bourbon-Glazed Ham

**Active Time:** 20 min **Serves:** 8-10  
**Total Time:** 2 hrs 30 min



#### INGREDIENTS:

- ½ fully cooked bone-in ham (about 7lbs. total;preferably shank)
- 1 ½ cups tart cherry juice
- ½ cup cherry jam
- ½ cup bourbon
- 2 whole star anise
- 1 1½ in. piece ginger, peeled and sliced
- 1 tsp. soy sauce
- ½ tsp. black peppercorns
- 2 bunches scallions
- 1 tbsp. olive oil Kosher salt and pepper

#### DIRECTIONS:

1. Heat oven to 375 degrees F. Place ham, cut side down, on rack set in roasting pan; add ¼ cup water to pan. Score ham on all sides in diamond pattern, cutting only ¼ in. to ½ in. deep. Cover ham and pan tightly with foil and bake 1 ½ hr.
2. In medium saucepan on medium, combine cherry juice, jam, bourbon, star anise, ginger, soy sauce and peppercorns. Simmer, stirring occasionally, until reduced to about ¾ cup, 20 to 30 min. more.
3. Brush ¼ cup glaze over ham and bake, uncovered, 15 min. Rotate ham in oven and repeat with second ¼ cup glaze; bake until ham is heated through and internal temp reaches 140 degrees F., 25 to 30 min. more.
4. Heat broiler. On rimmed baking sheet, toss scallions with oil, 1 tbsp. glaze, ½ tsp. salt and ¼ tsp. pepper. Broil until tender and slightly charred, 2 to 3 min. Serve alongside sliced ham and remaining glaze.

### Carrot Cake Roll

**Prep Time:** 45 min **Serves:** 12  
**Cook Time:** 10 min

#### INGREDIENTS:

##### For the Cake:

- 3 eggs
- 2/3 cup granulated sugar
- 1 teaspoon vanilla extract
- 1/2 teaspoon salt
- 1 teaspoon baking powder
- 1 teaspoon ginger
- 1/4 teaspoon nutmeg
- 2 teaspoons cinnamon
- 3/4 cup flour
- 2 cups shredded carrots about 2 medium carrots
- Powdered sugar to aid in rolling

#### DIRECTIONS:

1. Preheat oven to 350°F. Line a jelly roll (10×15") pan with foil and spray with cooking spray (I like to use the spray with flour)
2. Beat eggs at high speed for 5 minutes, until frothy and dark yellow. Beat in sugar and vanilla extract.
3. Whisk together salt, baking powder, ginger, nutmeg, cinnamon, and flour. Stir into wet ingredients just until blended. Stir in carrots.
4. Spread in prepared pan. Batter will be in a very thin layer and



#### Filling:

- 6 ounces cream cheese room temperature
- 4 tablespoons butter room temperature
- 2 cups powdered sugar
- 1 teaspoon vanilla extract
- Powdered sugar for dusting

### Potato Nests with Peas, Ham and Cream Cheese

**Active:** 25 mins **Total:** 1hr 5 mins

**Serves:** 36 nests

#### INGREDIENTS:

- Nonstick cooking spray
- 2 thick slices deli ham (about 4 ounces total)
- 16 ounces (about 3 1/2 cups) frozen shredded hash browns, thawed (about half of a 30-ounce bag)
- Kosher salt and freshly ground black pepper
- 8 ounces cream cheese, at room temperature
- 2 tablespoons milk
- 1/4 cup frozen peas
- 2 tablespoon chopped chives (1/2-inch pieces)
- Paprika, for serving
- Finely grated zest of one lemon



#### DIRECTIONS:

1. Position two racks in the top and bottom thirds of the oven and preheat to 425 degrees F. Spray a 12-cup and a 24-cup mini muffin tin with cooking spray and set aside.
2. Cut the ham into small matchsticks similar in size to the hash browns. Set aside and reserve 1/3 cup of the ham. Mix the remaining ham, hash browns, 1 teaspoon salt and some pepper in a large bowl. Divide the mixture evenly among the sprayed cups, using about 1 rounded tablespoon each. Press the mixture in a thin layer across the bottom and up the sides of each cup to make a nest, leaving the edges uneven and jagged.
3. Bake, rotating the pans halfway through, until the nests are dark brown around the tips and golden and crisp on the outside, about 25 minutes.
4. Meanwhile, beat the cream cheese, lemon zest, milk 1/2 teaspoon salt, and some pepper together in a medium bowl with an electric mixer on medium-high speed. Scrape the mixture into a resealable plastic bag, cut off the tip and set aside.
5. When the nests are ready, remove them from the oven and let sit until they are cool enough to handle, about 10 minutes. Carefully lift the nests out of the tins using a small offset spatula or butter knife and transfer to a cookie sheet. Pipe the filling evenly among the nests. This may be done ahead; the nests can be set aside at room temperature until ready to serve, up to two hours.
6. When ready to serve, heat the filled nests until the cream cheese is warm and the potatoes are crisp, about 7 minutes. Meanwhile, bring a small pot of water to a boil. Add the frozen peas and cook until they are warm but not shriveled, 5 to 6 minutes. Drain the peas in a colander, shaking to remove excess water.
7. Transfer the nests to a serving platter. Top each with 1/4 teaspoon of the reserved ham, 3 peas and about 1/4 teaspoon chopped chives. Sprinkle with paprika and serve immediately.

you will need to use a wooden spoon or spatula to spread it to all the corners of the pan. Bake for 9-11 minutes (mine took 10). \*\*edited to add: ovens vary greatly. It can take up to 15 minutes to get this completely done.\*\* Err on the side over over done vs. under done for best results in rolling.

5. While the cake is baking, set a clean kitchen towel out on a large work surface. Sprinkle liberally with powdered sugar (about 1/4 cup). As soon as the cake comes out of the oven, turn it over on the kitchen towel sprinkled with powdered sugar. Remove foil carefully.
6. Working at the short end, fold the edge of the towel over the cake. Roll tightly, rolling up the cake into the towel. Let cool completely while rolled, at least one hour.
7. While the cake is cooling, make the frosting. Beat the butter and cream cheese together until smooth. Beat in powdered sugar and vanilla.
8. When cake is cool, carefully unroll the towel. Spread the filling on the cake evenly, and re-roll tightly. Chill until it firms up a bit, at least thirty minutes to one hour. Dust with powdered sugar, then slice and serve. Cake can be wrapped in plastic and frozen for up to one month.





**Easter baskets have special symbolism.**

The woven containers represent nests and new life, especially when filled to the brim with eggs. Plus, they're a pretty utilitarian way to collect goodies on your Easter egg hunt.

**There's a reason you probably eat ham for Easter dinner.**

Historically, most early Easter celebrants would have eaten lamb for this special occasion as the holiday has its roots in Jewish Passover. Most American Easter dinners now feature ham, however, because of the timing of the holiday. Years ago, hams cured over the winter months would have been ready to serve in the early spring.

**Easter lilies are a relatively new tradition.**

These beautiful blooms first originated in Japan and later arrived in England in the late 18th century. The U.S. only caught onto the trend after World War I. The transition from dormant bulbs to delicate flowers brings to mind hope and rebirth, two important themes of the day.

**Easter eggs date back way before Easter.**

There's evidence showing that Easter eggs originated from Medieval Europe and Christians may not have actually been the ones to start the tradition of giving eggs — a symbol of fertility and rebirth in many cultures.

**The holiday was named after the Anglo-Saxon goddess Eostre.**

Scholars believe that Easter was named after a festival celebrating Eostre and the coming of spring. Her sacred symbols are thought to have been the hare and the egg.

**Eggs are dyed to represent the blood of Jesus Christ.**

Well, at least that might be one of the reasons, which stems from early Christians in Mesopotamia. There isn't a concrete reason behind the tradition, but there are several theories.

**We can thank Germany for the bunny.**

The idea of the Easter bunny giving candies and eggs is said to have originated in Germany during the Middle Ages, with the first written mention of this tradition dating back to the 16th century. Dutch settlers in Pennsylvania brought the bunny to the United States in the 1700s.


**The White House Easter Egg Roll tradition started in 1878.**

It's said that President Rutherford B. Hayes was taking a walk when children approached him asking about a possible Easter egg roll. He loved the idea and it's been a yearly event since then.

**In the old days, pretzels were associated with Easter.**

Why? Because the twists of this salty treat resemble arms crossing in prayer. We say it's time to bring back this savory snack to the sweets-filled holiday.

**EGGSISTENTIAL CRISIS**





## *A Short Story >>>*

Once upon a time there lived just out side of Bethany, a good and kind young boy named Nun. Who was his fathers pride and joy.

When Nun turned 13, his father bought him a Donkey.

### **The Easter Donkey**

Nun loved that Donkey very much. He washed and brushed him every day, and took him for long walks to show him off to his friends. Nun would not let any one ride him. Some times when his friends asked to ride him and Nun would not let them, they would get mad at Nun and would not talk to him for days.

Every day Nun told his Donkey he was special. Nun could sense the Donkey knew he was special because he would smile at Nun.


One day when Nuns parents had gone into town to do some shopping, two men came by and began undoing the rope from the post the Donkey was tied to. The Donkey did not resist as he always did around strangers but went willingly.

Some people standing there asked, "What are you doing, untying that Donkey"?

They said, "The Master needs him, we will return him shortly."

Not long after wards, Nun and his family heard a lot of noise some distance away. So they went to see what all the noise was about. Riding on Nun's Donkey was Jesus. People were spreading Blankets and Palms in front of Nuns Donkey. The Donkey looked at Nun with a big proud smile. Now Nun knew why his Donkey was so special.

Written by  
Ann Lovato  
Lyman, Nebraska  
4/2011



## **Psalm for Easter Morning**

by Dr. Ralph F. Wilson

In chill of dawn birds sing clear  
After Friday's darkness,  
After Saturday's numbness;  
Dew on grasses sparkle  
As night surrenders to rising sun,  
And clear blue reigns above  
Without hint of cloud.

Women travel swiftly, silently  
On their pathway to the Garden,  
Where martyred Messiah lies slumbering,  
Lifeless on cold limestone  
In a newly-chiseled tomb.

As they approach,  
Guards have vanished;  
Remnants of a fire smolder  
Among debris of camp  
Deserted in haste.

In their place resides a new Guardian,  
Harbinger of a Heavenly Army,  
Resplendent in white,  
Seated upon the stone of death  
Now displaced forever.

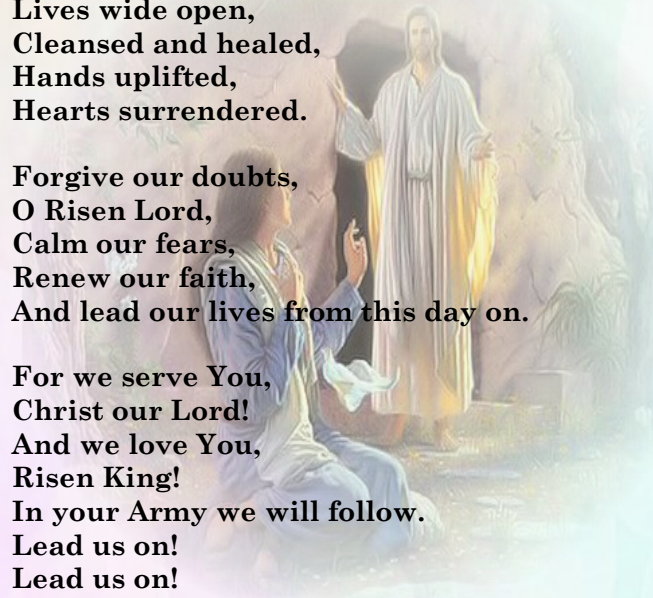
The Angel speaks,  
women shrink back.  
"Why do you seek the living  
Among the dead.  
He is not here;  
He is risen,  
Just as he said."



Hallelujah, risen Jesus!  
Praise forever, risen Lord!  
We greet you at your Resurrection,  
Bow before you now and always –  
Lives wide open,  
Cleansed and healed,  
Hands uplifted,  
Hearts surrendered.

Forgive our doubts,  
O Risen Lord,  
Calm our fears,  
Renew our faith,  
And lead our lives from this day on.

For we serve You,  
Christ our Lord!  
And we love You,  
Risen King!  
In your Army we will follow.  
Lead us on!  
Lead us on!



# Jesus Is Alive!

(John 20)

At the empty tomb, Mary Magdalene talked to a man. She thought he was a gardener. But then she saw that the man was really Jesus! He had risen from the dead and was alive again!

Color the picture using the code. Cut it out and tape it up so you can be reminded of this wonderful truth!

1 = green

3 = blue

5 = pink


7 = purple

2 = brown

4 = orange

6 = yellow

8 = red





# Happy Easter Word Scramble

The Easter Bunny decorated some of his eggs with words, but when he delivered them, they got a little scrambled. Can you unscramble the words and find the answer to his favorite riddle?



1. \_ \_ \_ 1 2 \_ \_ \_

2. \_ \_ \_ 3 4 \_ \_ \_ 5

3. 6 \_ \_ \_ \_ \_ \_

4. \_ \_ \_ 7 \_ \_ \_ 8


5. \_ \_ \_ 9 \_ \_ \_ \_

6. 10 11 \_ \_ \_ \_ \_

*What do you call a rabbit who tells good jokes?*

11 6 3 2 7 8 10 9 1 4 5

# Easter Crossword



## ACROSS

4. You might do this to eggs for Easter
7. A hen makes this
8. Used to color eggs
9. The hen's baby
10. Colorful candy you might find in an Easter basket
11. Peter Cottontail is one

## DOWN

1. Eggs might be made from this
2. Look for eggs
3. Easter Day event
4. Yellow or white spring flower that grows from a bulb
5. What the Easter Bunny brings
6. A pretty hat worn on Easter
9. Don't eat too much of this or you might get a belly ache





SUNDAY MONDAY TUESDAY WEDNESDAY THURSDAY FRIDAY SATURDAY

												
	1	2	AA Mtg. @ 7:30pm	3	Scouts Mtg. @ 6:30pm	4						
Morning Worship @ 10am AA Mtg. @ 6pm	7	8	9	AA Mtg. @ 7:30pm	10	Scouts Mtg. @ 6:30pm	11	12	13			
Morning Worship @ 10am AA Mtg. @ 6pm	14	15	Session @ 6pm	16	AA Mtg. @ 7:30pm	17	Scouts Mtg. @ 6:30pm	18	Bldg. Rental-Cornerstone Acad. Décor/Setup @ TBD	19	Bldg. Rental-Cornerstone Acad. Spring Formal @ TBD	20
Morning Worship @ 10am AA Mtg. @ 6pm	21		22	23	AA Mtg. @ 7:30pm	24	Scouts Mtg. @ 6:30pm	25	26	27		
Magic Penny  Morning Worship @ 10am AA Mtg. @ 6pm	28	29	30									

# APRIL

## 2024

	1	2		1	2	3	4
3	4	5	6	7	8	9	10
10	11	12	13	14	15	16	17
17	18	19	20	21	22	23	24
24	25	26	27	28	29	30	31

MARCH 2024

MAY 2024

### NOTES:

Memorial Hall RESERVED –

Session/Committee Mtgs.

Scouts/Lion & Den Cubs

AA Meetings

Bldg. Rental- Cornerstone Acad. Décor/Setup &

Spring Formal

# *Kanapaha Presbyterian Church*

*Est. 1859*



## *Mission Statement*

*Glorifying God by learning, living & sharing the Good News of Jesus Christ.*

**6221 SW 75<sup>th</sup> Terrace  
Gainesville, FL 32608**

**352-378-9080**

**[www.kanapaha.net](http://www.kanapaha.net)**

## **Elders**

<b>Rev. Michael Wood</b>	<b>Pastor</b>	
<b>Kim Friend</b>	<b>Clerk of Session</b>	
<b>Kaley Behl</b>	<b>Buildings &amp; Grounds Cemetery Management</b>	<b>Class of 2026</b>
<b>Karen Kirkman</b>	<b>Special Projects &amp; Promotions Church History &amp; Cemetery Management</b>	<b>Class of 2025</b>
<b>Janet Phipps</b>	<b>Worship &amp; Nurture Children's Education</b>	<b>Class of 2025</b>

**Alena Vargas - Secretary**